

Shapes of Winter

Teach your child what each of these winter items are. Then teach them the shape of each.


Other ways to use these shapes:

For toddlers: Have them use their finger to trace the shapes out-line. You model first by doing it with your finger, and then ask them to try and trace the shape with their finger too!

For preschoolers: You can have them draw other things that are of that same shape on a piece of white paper.


Ornament

Round circle




Tree

Triangle




Cookies

Round circles




Glass of milk

Rectangle



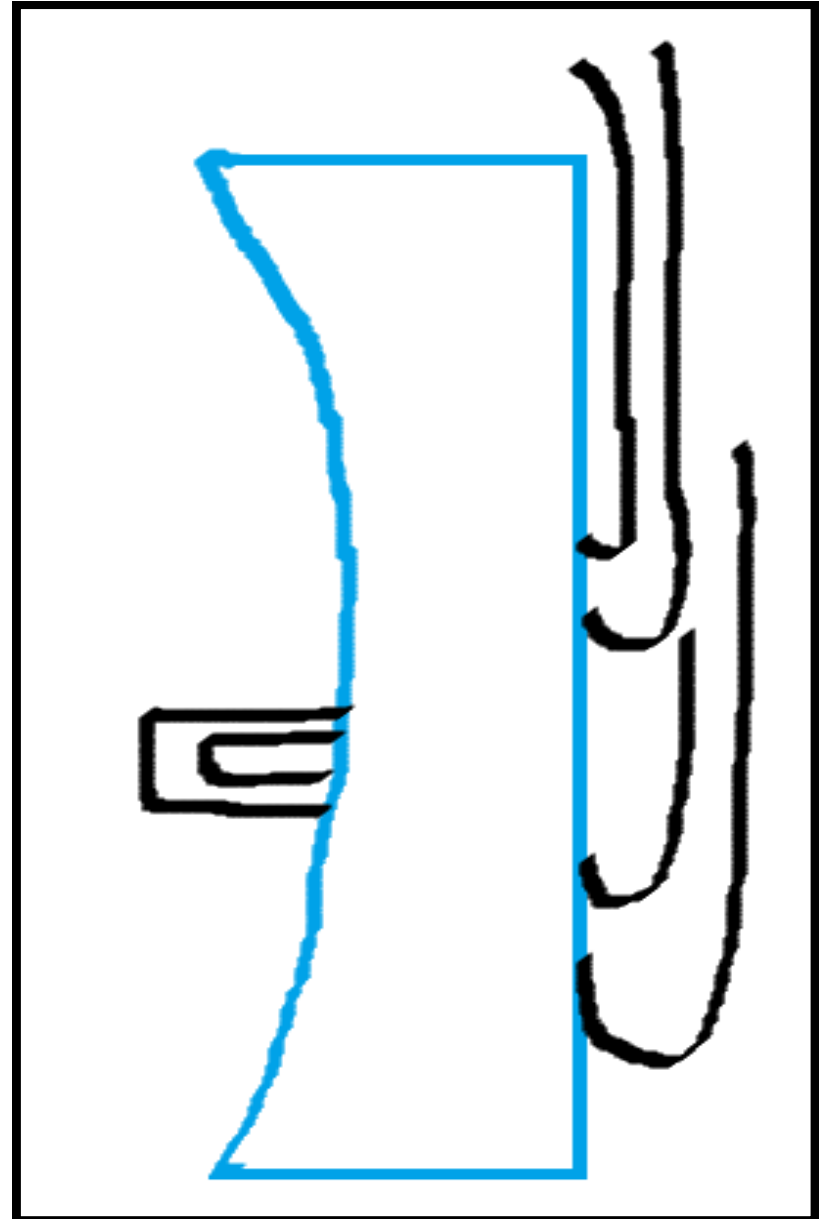
Candy Cane

Hook shaped or upside down letter "J"




Sled

Rectangle




Gift/Present

Square box




Santa Hat

Triangle



Ornament

Heart



Tree Star Light

Star

