

# Summer Sequence


1<sup>st</sup>, 2<sup>nd</sup>, 3<sup>rd</sup>

Go through each of these pictures with your child. Cut them out individually. Mix them up, lay them facing up on the table, and ask your child to put them in order from what happens first, next, and last. Use both kinds of phrasing when teaching lesson to your child to build math vocabulary skills. (1<sup>st</sup>, 2<sup>nd</sup>, 3<sup>rd</sup> and first, next, last) Answers are given to you under pictures for conveniences.


1<sup>st</sup> – Bucket and Shovel




2<sup>nd</sup> – Kids building with sand




3<sup>rd</sup> – Sand Castle



1<sup>st</sup> – Pond Fish




2<sup>nd</sup> – Girl fishing




3<sup>rd</sup> – Fish is caught



1<sup>st</sup> – Cone



2<sup>nd</sup> – Ice Cream



3<sup>rd</sup> – Child eating ice cream

