

Summer Words

Read the enclosed mini-book to your infant. Follow the 5-day teaching guide on the next page to help you teach your child easily and consistently for a whole week! We encourage meaningful time well spent between parents and kids. Enjoy!

eTeachingMe

5-day Teaching Guide

Infant

Day 1: Read the story to infant, only saying the words on each page and point to the pictures.

Day 2: Say the word on the page, clap the word out, and then spell it out to your infant. Repeat this same process for each word on each page.

Day 3: Say the words on each page and point to the pictures. Use the word on each page in a sentence. Such as: "The balls are round."


Day 4: While looking at the pictures, describe what colors and shapes you may see in the pictures and count them on each page to your infant.

Day 5: Look around, in and out of your home, to find the real objects that are mentioned in the mini-book. Show and tell your infant what they are. Such as going outside and pointing up to the sun to teach infant where and what the sun is. Re-read the book again for a last time.


Sun




Balls



Water



Fish



Fruit



Shells

