

Learning Colors

Infant and Toddlers: (CUT OUT Color Ovals)


Cut the color ovals out, hold up one at a time, say the names of the color to your child, ask child to try and repeat after you ("can you say ___?").

Grab your infant or toddlers hand and have them touch the color and say its name again. This kind of teaching technique helps children make the connection to spoken words. Match an object around the house of that same color so your child can make the connection again.


Preschoolers: (DO NOT cut out anything)

Ask child to tell you the names of each color, then color the box w/ that same matching color. Spell out the color words together. Afterwards, have them re-write these color words the sheets of writing paper below. Have child use the corresponding color crayon to write the color-word. Such as using the green crayon to write the word "green".



Blue





Green




Red




Yellow





Purple



Orange



Black



Brown

