


Sequencing of Events

1st, 2nd, 3rd

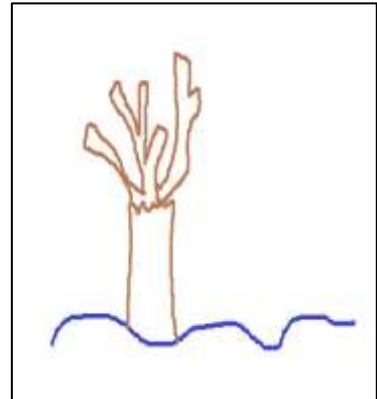
Go through each of these pictures with your child. Cut them out individually. Mix them up, lay them facing up on the table, and ask your child to put them in order from what happens first, next, and last. Use both kinds of phrasing when teaching lesson to your child to build math vocabulary skills. (1st, 2nd, 3rd and first, next, last) Answers are given to you under pictures for your convenience.



second -snow



last -snowman



first -empty ground



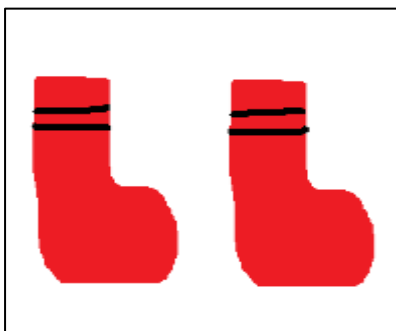
first -tree



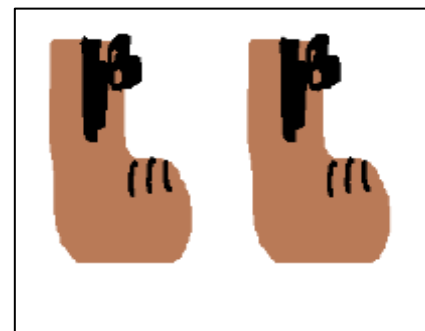
second- lights and ornaments



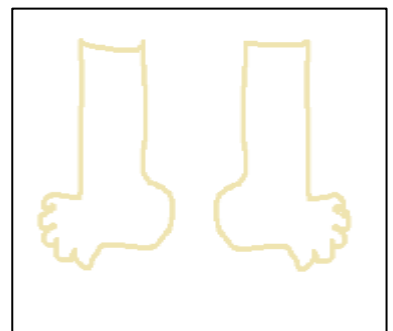
last -presents/gifts



second -socks



last -shoes



first -feet