

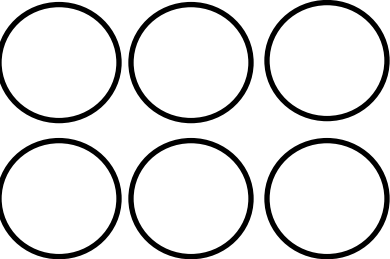
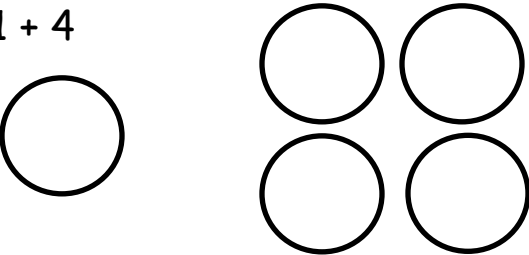

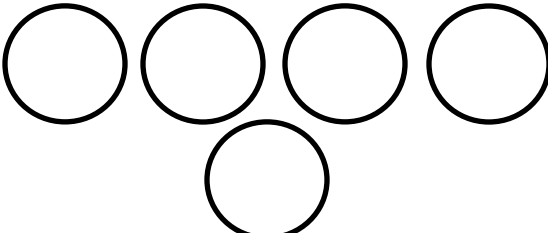
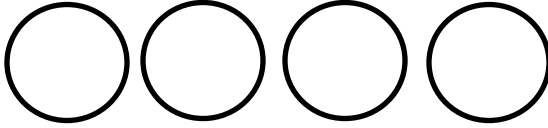
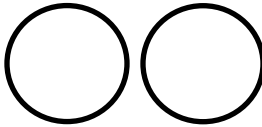


# Add and Subtract

Have your child use an item to help learn how to add and subtract. Such as using marshmallows or beans, putting the correct amount in each circle below, to add/subtract together and find the answer; write the answer in box to the right of chart, and have your child draw the total amount. The first one is done for you. Have child draw 2 circles to complete.

<p>Add these together: <math>1 + 1</math></p> 	<p>= 2</p>
<p>Add these together: <math>2 + 2</math></p> 	<p>=</p>
<p>Add these together: <math>3 + 3</math></p> 	<p>=</p>
<p>Add these together: <math>1 + 4</math></p> 	<p>=</p>

<p>For subtracting, have child cross off the remaining amount to find what's left over. Such as shown below:</p>	<p>The first one is done for you. Have child draw 1 circle to complete answer. Write the answer in # form then draw amount.</p>
<p>Subtract these: 3 - 2</p> 	<p>= 1</p>
<p>Subtract these: 5 - 1</p> 	<p>=</p>
<p>Subtract these: 4 - 2</p> 	<p>=</p>
<p>Subtract these: 2 - 2</p> 	<p>=</p>