








Cut cards out individually. Mix them up all together on the floor or table, face up so you can see the words and pictures. Teach child by showing and telling what each weather card says/stands for. Have child match word cards to corresponding pictures (small picture on word cards is a helpful hint for child)

## Weather Read and Match

 <b>Sunny</b>	
 <b>Cloudy</b>	
 <b>Rainy</b>	
 <b>Snowy</b>	