

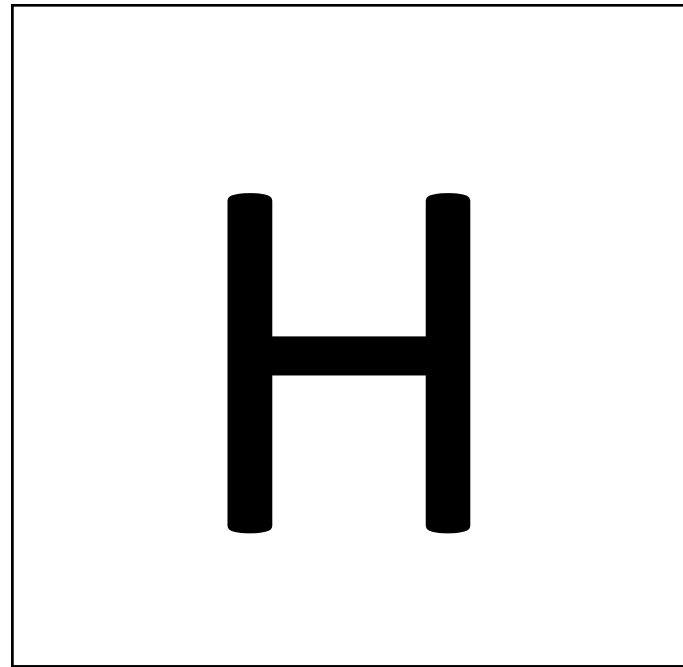



BUILDING THE WORD THANKSGIVING

Cut each of the letters in the word THANKSGIVING out individually. Help build early reading and language skills through building a new word. Have child put the letters back together in order to form the word, THANKSGIVING. Help as necessary. Use the whole word THANKSGIVING provided to guide your child to understand which letters come first, second, third, fourth, fifth, and so forth until the word is built. Go back and say the letters (say them out loud and have child repeat it after you), pointing to them each as you do so. Ask child at the end: “What does that spell?” Answer: THANKSGIVING

EASIER VERSION TO HELP TEACH TODDLERS: Write the letters “THANKSGIVING” out on a white sheet of paper and have your child glue the matching letter where it belongs on/in the word.







K

S

G

I



THANKSGIVING