



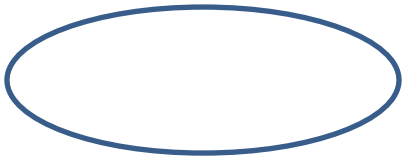



Cut these Spanish shape cards out individually. Teach your child the shapes, saying the Spanish word and then the shape word in English too. See directions at the end for each age group.

| | |
|-------------------|---|
| estrella |  |
| corazon |  |
| circulo |  |
| rombo |  |
| ovalo |  |
| rectangulo |  |

Cut these Spanish shape cards out individually. Teach your child the shapes, saying the Spanish word and then the shape word in English too. See directions at the end for each age group.



For infants and toddlers: Teach the shapes in both Spanish and English using the word-shape cards. Count the sides on each shape to your child. Go on a shape hunt, finding objects around your house of those same shapes and say them again in both Spanish and English.

For preschoolers: Teach the shape in both Spanish and English using the word-shape cards. Have your child count and tell you how many sides there are on each of the shapes. Then, have your child say the letters, spelling out the shape words in Spanish (refer to the cards for child to point to each letter while spelling the word out). At the end, have your child practice drawing these shapes out on a white sheet of paper. Have them say the Spanish shape word as they are drawing the shape. Remember to teach these shapes using both Spanish and English. They can even write the words in both English and Spanish, writing the name of each shape on a white sheet of paper, and then draw the shape next to the words.

Extension Activity for infants: Find objects of these same shapes around your house, and allow your infant to discover and explore these objects, while you say and teach the names of the shapes in both English and Spanish. Help your infant to grasp a crayon or marker and color the shapes on this printable sheet.

Extension Activity for toddlers and preschoolers: Match the words to the pictures. Cut the words and shapes out individually, and show your child how they can match the names written in Spanish, to the corresponding shape picture. Such as putting the word “circulo” next to the picture of a circle.