






Cut these Spanish color cards out individually. Teach your child the colors, saying the Spanish word and then the color word in English too. See directions at the end for each age group.

azul	
amarillo	
verde	
negro	
blanco	
rosado	

Cut these Spanish color cards out individually. Teach your child the colors, saying the Spanish word and then the color word in English too. See directions at the end for each age group.

rojo	
violeta	
cafe	
gris	

For infants and toddlers: Teach the color in both Spanish and English using the word-color cards. Go on a color hunt, finding objects around your house of those same colors and say them again in both Spanish and English.

For preschoolers: Teach the color in both Spanish and English using the word-color cards. Then, have your child say the letters, spelling out the color words in Spanish (refer to the cards for child to point to each letter while spelling the word out). At the end, have your child practice writing these words out on a white sheet of paper. Have them use the color crayon that associated with the Spanish color word they are writing. Such as, if they are writing out the word “rojo”, have child use a red crayon to do so. Remember to teach these colors using both Spanish and English. They can even write the English word next to the Spanish word on the sheet of paper using the correct colored crayon to do so.