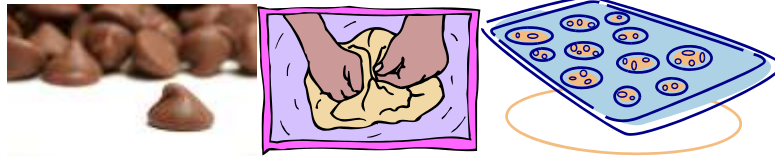


## RECIPE Cards

Print, cut each out and stack, and use with your child to read and follow along.

### Chocolate Chip Cookies

You will need:



Chocolate Chips

Cookie Dough


Baking pan

### Step 1



Mix together chocolate chip cookies with cookie dough.

## Step 2




Roll dough into balls and place on pan.

## Step 3



Bake in the oven on \*350 for 12 minutes.

## Step 4



Take out of oven. Let cool.

**Step 5**



Eat and Enjoy!