










'In My Lunchbox' Picture Cards

Cut these out individually to show, tell, and teach to child. Tape each on the lunch box picture while you are teaching child. For older children (toddlers), let them put the picture on the lunchbox. Hang lunchbox on low wall or refrigerator while teaching child. Say name of food item and describe what it may look, taste, feel, or smell like with your child. Use a lot of adjectives!

		
<p>Hotdog</p> 	<p>PBJ Sandwich</p> 	<p>Apple</p> 
<p>Chicken Nuggets</p> 	<p>Pizza</p> 	<p>Yogurt</p> 
<p>Juice Drink</p>	<p>Bananas</p>	<p>Carrots</p>

