

Follow My Directions - Early Preschool

Activity #1: Using the picture on the next page, print it out and put it in front of your child, along with crayons. Use the verbal step directions below to tell your child what it is you want them to do. Have child follow along and do.

Step 1: Can you color the circle?

Step 2: Can you draw a line from the square to the circle?

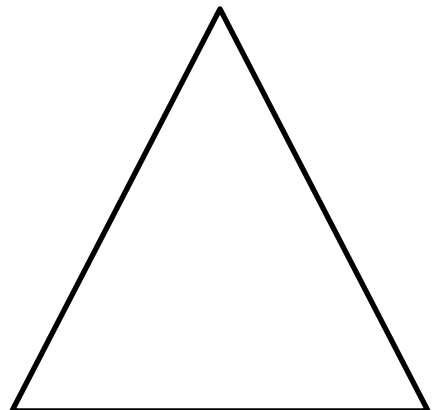





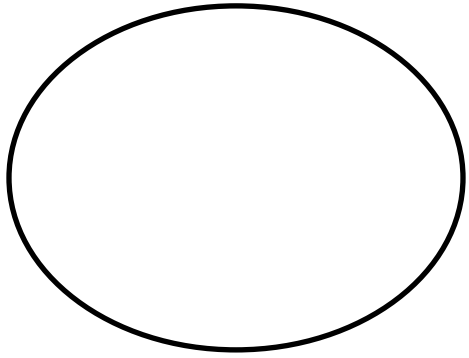

Step 3: Can you color the heart red?

Step 4: Can you point to the happy face? Can you color it yellow?

Step 5: Can you cross out the star?

Step 6: Can you point to the cloud? Can you draw another cloud just like that?

Step 7: Can you color the rest of the picture for me?



Activity #2: Have your child follow and do these actions after you verbally tell them the directions below.

Step 1: Can you point to one window in the house?

Step 2: Can you walk to the front door?

Step 3: Can you walk to the back door?

Step 4: Can you tell me what we do in the kitchen?

Step 5: Show me where you sleep.

Step 6: Show me where you take a bath.

Step 7: Point to a clock in the house.

Step 8: Point to a television.

Step 9: Show me your favorite toy and tell me what it does.

Step 10: Can you tell me what your name is? How old are you?

